



L

L I G

led

H

T

I

2

N

G

®

FAMILY FLYER



- EN** Linear luminaire for ceiling mounting indoors, equipped with SMD LED. Slim design with screwless connections. Housing made of aluminum, microprismatic diffuser. Available in 3 different lengths and in white or black color.
Application: general lighting for residential or commercial premises (rooms, cupboards, kitchens, entrance areas, reception rooms, offices).
- DE** Lineare Leuchte für die Deckenmontage im Innenraum, ausgestattet mit SMD-LED. Schlankes Design mit schraubenlosen Anschlüssen. Gehäuse aus Aluminium, mikroprismatischer Diffusor. Erhältlich in 3 verschiedenen Längen und in weißer oder schwarzer Farbe.
Anwendung: Allgemeinbeleuchtung für Wohn- oder Geschäftsräume (Räume, Schränke, Küche, Eingangsbereiche, Empfangsräume, Büros).
- IT** Apparecchio lineare per montaggio a soffitto in ambienti interni, dotato di SMD LED. Design sottile con connessioni senza viti. Corpo in alluminio, diffusore microprismatico. Disponibile in 3 diverse lunghezze e nei colori bianco o nero.
Applicazione: illuminazione generale per locali residenziali o commerciali (stanze, armadi, cucine, ingressi, sale di ricevimento, uffici).
- CZ** Lineární svítidlo určené pro montáž na strop do interiéru, světelný zdroj – SMD LED. Štíhlý design s bezšroubovými přípojkami. Svítidlo je vyrobeno z hliníku, mikroprismatický difúzor. K dispozici ve 3 různých délkách a v bílé nebo černé barvě.
Použití: obecné osvětlení pro obytné nebo komerční prostory (pokoje, skříně, kuchyně, vstupní prostory, recepcie, kanceláře).
- SK** Lineárne svietidlo určené pre montáž na strop do interiéru, svetelný zdroj - SMD LED. Štíhly dizajn s bezskrutkovými prípojkami. Svetidlo je vyrobené z hliníku, mikroprismatický difúzor. K dispozícii v 3 rôznych dĺžkach a v bielej alebo čiernej farbe.
Použitie: všeobecné osvetlenie pre obytné alebo komerčné priestory (izby, skrine, kuchyne, vstupné priestory, recepcie, kancelárie).

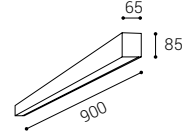

LINO II



LINO II

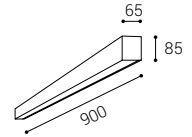

LINO II 90 P

#	W	K	lm	
1314151	18-24*	3 CCT**	2.520-3.360	-
1314151D	24	3 CCT**	3.360	DALI/PUSH



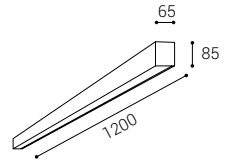

LINO II 90 P

#	W	K	lm	
1314153	18-24*	3 CCT**	2.520-3.360	-
1314153D	24	3 CCT**	3.360	DALI/PUSH



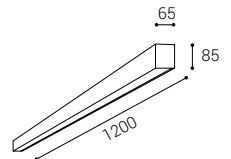

LINO II 120 P

#	W	K	lm	
1314251	21-32*	3 CCT**	2.940-4.480	-
1314251D	32	3 CCT**	4.480	DALI/PUSH

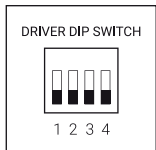


LINO II 120 P

#	W	K	lm	
1314253	21-32*	3 CCT**	2.940-4.480	-
1314253D	32	3 CCT**	4.480	DALI/PUSH

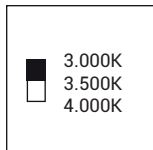


*ADJUSTABLE POWER



Adjustable Power
Einstellbare Leistung
Potenza regolabile
Nastavitelný výkon
Nastavitelný výkon

**3CCT SWITCH



Color temperature switch
Farbtemperatursteuerung
Interruttore del colore della luce
Přepínač barvy světla
Přepínač farby svetla



Suspended p.253
Pendelleuchte s.253
Sospeso p.253
Závěsné str.253
Závěsné str.253






LINO II



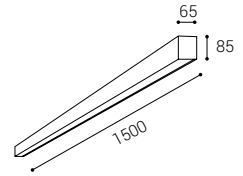
LINO II

LINO II 150 P




#	W	K	lm	
1314351	37-49*	3 CCT**	5.180-6.860	-
1314351D	49	3 CCT**	6.860	DALI/PUSH

W

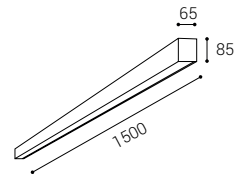
< 25 m²

LINO II 150 P

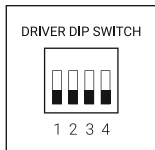


#	W	K	lm	
1314353	37-49*	3 CCT**	5.180-6.860	-
1314353D	49	3 CCT**	6.860	DALI/PUSH

B

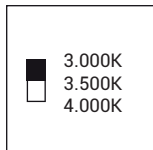
< 25 m²

*ADJUSTABLE POWER



Adjustable Power
Einstellbare Leistung
Potenza regolabile
Nastavitelný výkon
Nastavitelný výkon

**3CCT SWITCH



Color temperature switch
Farbtemperatursteuerung
Interruttore del colore della luce
Přepínač barvy světla
Přepínač farby svetla



Suspended p.257
Pendelleuchte s.257
Sospeso p.257
Závěsné str.257
Závěsné str.257





- EN** Linear pendant luminaire for indoor installation, equipped with SMD LED. Slim design with screwless connections. Housing made of aluminum, microprismatic diffuser. Available in 3 different lengths and in white or black color.
Application: general lighting for residential or commercial premises (rooms, bedrooms, cupboards, kitchens, entrance areas, reception rooms, offices).
- DE** Lineare Pendelleuchte für die Innenmontage, ausgestattet mit SMD-LED. Schlankes Design mit schraubenlosen Anschlüssen. Gehäuse aus Aluminium, mikroprismatischer Diffusor. Erhältlich in 3 verschiedenen Längen und in weißer oder schwarzer Farbe.
Anwendung: Allgemeinbeleuchtung für Wohn- oder Geschäftsräume (Räume, Schlafzimmer, Schränke, Küche, Eingangsbereiche, Empfangsräume, Büros).
- IT** Lampada a sospensione lineare per installazione interna, dotata di SMD LED. Design sottile con connessioni senza viti. Corpo in alluminio, diffusore microprismatico. Disponibile in 3 diverse lunghezze e nei colori bianco o nero.
Applicazione: illuminazione generale per locali residenziali o commerciali (stanze, camere da letto, armadi, cucine, aree di ingresso, sale di ricevimento, uffici).
- CZ** Lineární závěsné svítidlo určené pro montáž do interiéru, světelný zdroj – SMD LED. Štíhlý design s bezšroubovými spoji. Svítidlo je vyrobeno z hliníku, mikroprismatický difúzor. K dispozici ve 3 různých délkách a v bílé nebo černé barvě.
Použití: všeobecné osvětlení obytných nebo komerčních prostor (pokojy, šatníky, kuchyně, vstupní prostory, recepce, kanceláře).
- SK** Lineárne závesné svietidlo určené pre montáž do interiéru, svetelný zdroj – SMD LED. Štíhly dizajn s bezšrutkovými spojami. Svietidlo je vyrobené z hliníka, mikroprismatický difúzor. K dispozícii v 3 rôznych dĺžkach a v bielej alebo čiernej farbe.
Použitie: všeobecné osvetlenie obytných alebo komerčných priestorov (izby, šatníky, kuchyne, vstupné priestory, recepcie, kancelárie).













LINO II Z

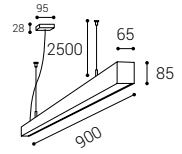


LINO II Z


LINO II 90 P-Z










	#	W	K	lm	
	3314151	18-24*	3 CCT**	2.520-3.360	-
	3314151D	24	3 CCT**	3.360	DALI/PUSH

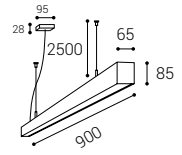













LINO II 90 P-Z










	#	W	K	lm	
	3314153	18-24*	3 CCT**	2.520-3.360	-
	3314153D	24	3 CCT**	3.360	DALI/PUSH

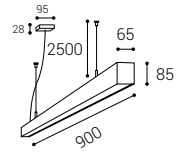













LINO II 90 P/N-Z










	#	W	K	lm	
	3314851	18-24*	3 CCT**	2.520-3.360	-
	3314851D	24	3 CCT**	3.360	DALI/PUSH

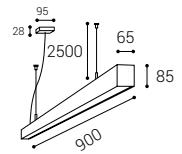












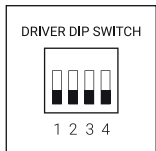
LINO II 90 P/N-Z

	#	W	K	lm	
	3314853	18-24*	3 CCT**	2.520-3.360	-
	3314853D	24	3 CCT**	3.360	DALI/PUSH



*ADJUSTABLE POWER

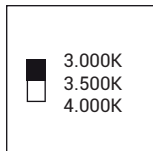


DRIVER DIP SWITCH



Adjustable Power
Einstellbare Leistung
Potenza regolabile
Nastavitelný výkon
Nastavitelný výkon

**3CCT SWITCH



Color temperature switch
Farbtemperatursteuerung
Interruttore del colore della luce
Přepínač barvy světla
Přepínač farby svetla



Ceiling p.155
Decke s.155
Soffitto p.155
Stropné str.155
Stropné str.155





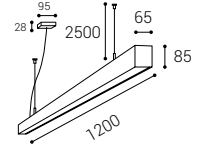
LINO II Z



LINO II Z

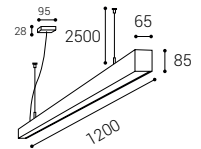
LINO II 120 P-Z

#	W	K	lm	
3314251	21-32*	3 CCT**	2.940-4.480	-
3314251D	32	3 CCT**	4.480	DALI/PUSH



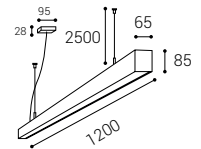
LINO II 120 P-Z

#	W	K	lm	
3314253	21-32*	3 CCT**	2.940-4.480	-
3314253D	32	3 CCT**	4.480	DALI/PUSH



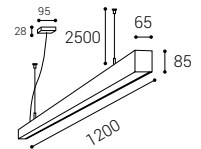
LINO II 120 P/N-Z

#	W	K	lm	
3314951	21-32*	3 CCT**	2.940-4.480	-
3314951D	32	3 CCT**	4.480	DALI/PUSH

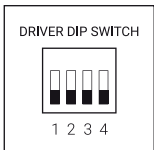


LINO II 120 P/N-Z

#	W	K	lm	
3314953	21-32*	3 CCT**	2.940-4.480	-
3314953D	32	3 CCT**	4.480	DALI/PUSH

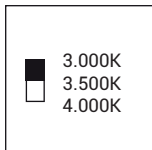


*ADJUSTABLE POWER



Adjustable Power
Einstellbare Leistung
Potenza regolabile
Nastavitelný výkon
Nastavitelný výkon

**3CCT SWITCH



Color temperature switch
Farbtemperatursteuerung
Interruttore del colore della luce
Přepínač barvy světla
Přepínač farby svetla



Ceiling p.155
Decke s.155
Soffitto p.155
Stropné str.155
Stropné str.155













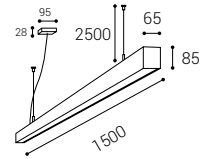
LINO II Z

LINO II Z

LINO II 150 P-Z









#	W	K	lm	
3314351	37-49*	3 CCT**	5.180-6.860	-
3314351D	49	3 CCT**	6.860	DALI/PUSH

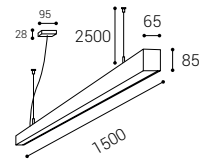


 80°
  < 25 m²







LINO II 150 P-Z










#	W	K	lm	
3314353	37-49*	3 CCT**	5.180-6.860	-
3314353D	49	3 CCT**	6.860	DALI/PUSH

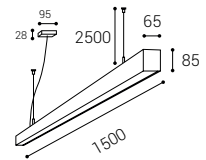


 80°
  < 25 m²







LINO II 150 P/N-Z










#	W	K	lm	
3315051	37-49*	3 CCT**	5.180-6.860	-
3315051D	49	3 CCT**	6.860	DALI/PUSH

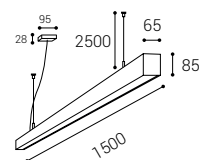


 80°
  < 25 m²








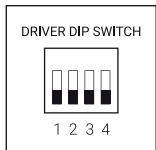
LINO II 150 P/N-Z

#	W	K	lm	
3315053	37-49*	3 CCT**	5.180-6.860	-
3315053D	49	3 CCT**	6.860	DALI/PUSH



 80°
  < 25 m²






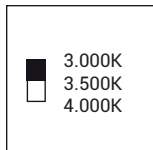


*ADJUSTABLE POWER



Adjustable Power
Einstellbare Leistung
Potenza regolabile
Nastavitelný výkon
Nastavitelný výkon

**3CCT SWITCH



Color temperature switch
Farbtemperatursteuerung
Interruttore del colore della luce
Přepínač barvy světla
Přepínač farby svetla



Ceiling p.157
Decke s.157
Soffitto p.157
Stropné str.157
Stropné str.157





LINO II SYSTEM



- EN** Linear lighting system. Suspension, connectors, feed and other components are available. Made of aluminum. Available in 3 different sizes, with a prismatic diffuser and in white or black.
Application: stores, showrooms, business premises, residences.
- DE** Lineares Beleuchtungssystem. Aufhang, Konnektoren, Einspeisung und andere Komponenten sind erhältlich. Aus Aluminium gefertigt. Erhältlich in 3 verschiedenen Größen, mit prismatischem Diffusor und in Weiß oder Schwarz.
Anwendung: Geschäfte, Ausstellungsräume, Geschäftsräume, Residenzen.
- IT** Sistema di illuminazione lineare. Sono disponibili sospensioni, connettori, alimentatori e altri componenti. Realizzato in alluminio. Disponibile in 3 diverse dimensioni, con diffusore prismatico e nei colori bianco o nero.
Applicazione: negozi, showroom, locali commerciali, abitazioni.
- CZ** Lineární systém osvětlení spojitelný do sestav. K dispozici jsou závěsy, konektory, přívody a další komponenty. Vyrobeno z hliníku. K dispozici ve 3 různých velikostech, s prismatickým difúzorem a v bílé nebo černé barvě.
Použití: obchody, výstavní místnosti, obchodní prostory, rezidence.
- SK** Lineárny systém osvetlenia spájateľný do zostáv. K dispozícii sú závesy, konektory, prívody a ďalšie komponenty. Vyrobené z hliníka. K dispozícii v 3 rôznych veľkostiach, s prismatickým difúzorom a v bielej alebo čiernej farbe.
Použitie: obchody, výstavné miestnosti, obchodné priestory, rezidence.

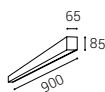
LINO II SYSTEM

LINO II 90

Color




6314151* **
 6314153* **
 6314151D
 6314153D

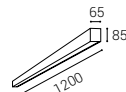


LINO II 120

Color



6314251* **
 6314253* **
 6314251D
 6314253D

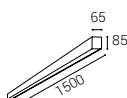


LINO II 150

Color



6314351* **
 6314353* **
 6314351D
 6314353D



INDIRECT LED KIT

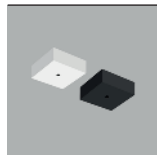
Type



6314450 90
 6314550 120
 6314650 150

CANOPY

Color



6311801
 6311803



CONNECTOR


#



6314700

END CAPS

Color



6311001
 6311003

2 Pcs in one package
 2 Stk. in einer Packung
 2 Pz. in un unico pacchetto
 2 Ks v jednom balení
 2 Ks v jednom balení

CORNER

Color



6313001
 6313003



CABLE

Length



6311500 3x0,75 3m
 6311600 5x0,75 3m

SUSPENSION KIT

Length




6311700 2,5m

 2 Pcs in one package
 2 Stk. in einer Packung
 2 Pz. in un unico pacchetto
 2 Ks v jednom balení
 2 Ks v jednom balení

PRISMATIC DIFFUSER

Length



6319900 1m



Max length 10m.
 Max. Länge 10 m.
 Lunghezza massima 10m.
 Délka max 10m.
 Délka max 10m.

OPAL DIFFUSER

DIFFUSER

Length

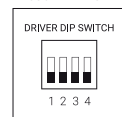


6319800 1m



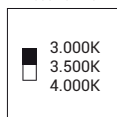
Max length 10m.
 Max. Länge 10 m.
 Lunghezza massima 10m.
 Délka max 10m.
 Délka max 10m.

*ADJUSTABLE POWER



Adjustable Power
 Einstellbare Leistung
 Potenza regolabile
 Nastavitelný výkon
 Nastavitelný výkon

**3CCT SWITCH

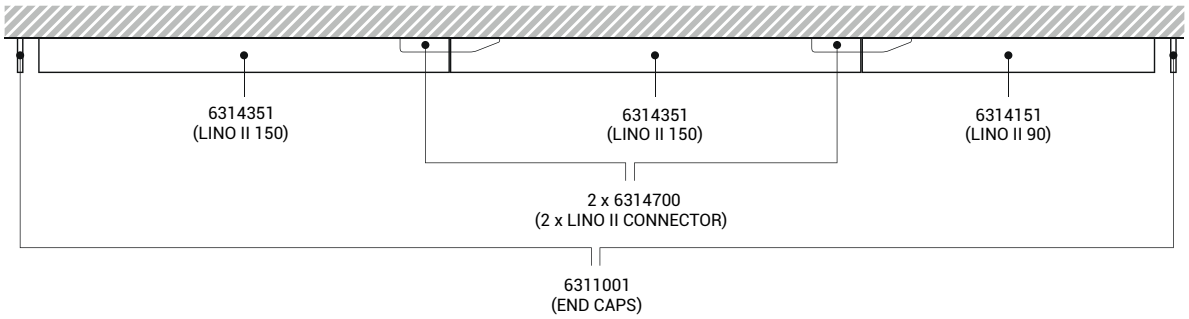


Color temperature switch
 Farbtemperatursteuerung
 Interruttore del colore della luce
 Přepínač barvy světla
 Přepínač farby svetla

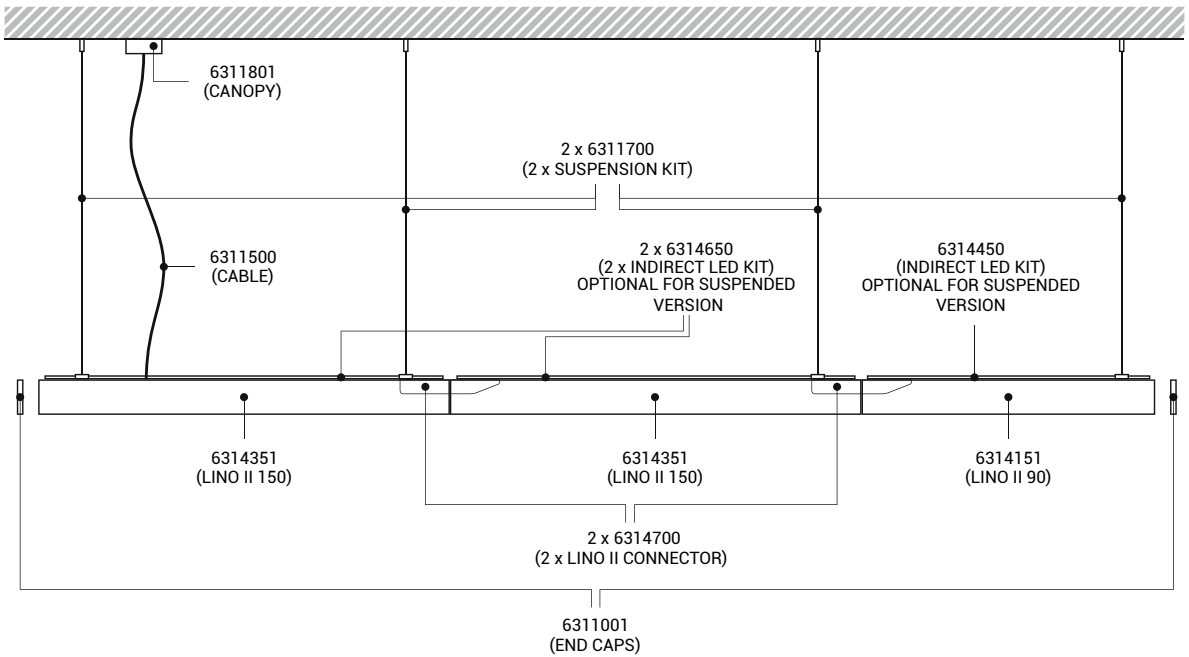


LINO II SYSTEM

Ceiling version | Deckenversion | Versione a soffitto | Stropní verze | Stropná verzia




Suspended version | Hängende Version | Versione sospesa | Závěsná verze | Závěsná verzia

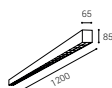


LINO LASER SYSTEM

LINO LASER 120 # CCT



6312533*	3.000K
6312533D	3.000K
6312543*	4.000K
6312543D	4.000K




INDIRECT LED KIT # Type



6310853	120
---------	-----

END CAPS # Color



6311003	■
---------	---

2 Pcs in one package
2 Stk. in einer Packung
2 Pz. in un unico pacchetto
2 Ks v jednom balení
2 Ks v jednom balení

CONNECTOR




6311102

CABLE # Length



6311500	3x0,75 3m
6311600	5x0,75 3m

CANOPY # Color



6311803	■
---------	---




SUSPENSION KIT # Length



6311700	2,5m
---------	------

2 Pcs in one package
2 Stk. in einer Packung
2 Pz. in un unico pacchetto
2 Ks v jednom balení
2 Ks v jednom balení

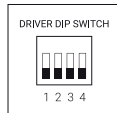
CORNER # Color



6313003	■
---------	---



*ADJUSTABLE POWER

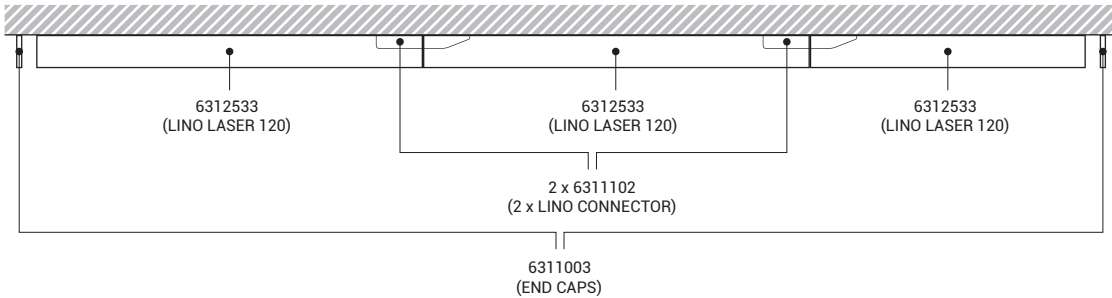


Adjustable Power
Einstellbare Leistung
Potenza regolabile
Nastavitelný výkon
Nastavitelný výkon



LINO LASER SYSTEM

Ceiling version | Deckenversion | Stropní verze | Stropná verze



Suspended version | Hängende Version | Závěsná verze | Závěsná verzia

